

Stock Market Update

Equity

The Ukrainian stock market ended 2017 on a firmly positive note, with Kyiv-listed equities enjoying a month-long “Santa Claus” December rally to bring the total gain for the UX index to a whopping 70% for the year (about 57% after adjusting for currency devaluation). Although the overall economic recovery in the country has remained below optimistic expectations, a rise in global prices for commodities have provided some confidence that Ukraine’s steel and agro sectors will perform well in 2018.

The UX index added 1.9% in the short 3-day trading week ahead of the New Year holiday, closing at 1363 points, as the local market closed for the first time to observe the Western Christmas holiday on Monday (Dec 25). Motor Sich (MSICH) was the focus of traders’ attention, advancing by 2.0% to UAH 3700 and putting its rise for December at 14%. We believe that fears that the company could lose orders due to state restrictions on exports to Russia have faded away for now. Currently there are bright prospects that Motor Sich will strengthen its presence in Asian markets, especially in China, where the company has entered a joint venture with Beijing aviation engine producer Skyrizon Aviation.

Electricity generator CentrEnergO (CEEN) added 3.4% to UAH 12.67 and moving closer to our target price of UAH 15.00 per share.

Although CentrEnergO has historically had poor financial results for 4Q, the company’s reported earnings per share of UAH 5.67 for 9M17 still looks strong. DonbasEnergO (DOEN) shed 0.5% to UAH 18.25, ignoring the overall uptrend on the market.

The main London-listed Ukrainian companies also participated in the rally, with Ferrexpo (FXPO) gaining 1.8% to GBp 293 and MHP (MHPC) advancing by 0.9% to USD 11.50 per share.

On the Warsaw Stock Exchange, Agroton (AGT) recovered 20% to PLN 4.58 while top liquid name Kernel (KER) slipped 1.0% to PLN 47.50.

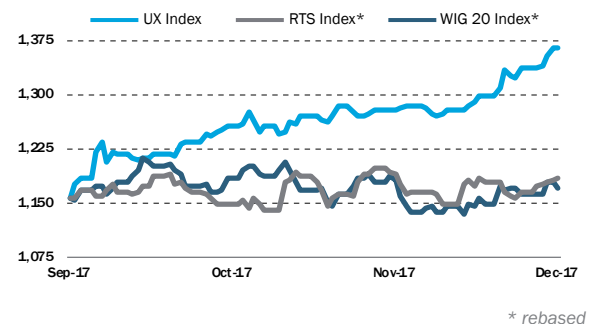
The hryvnia was looking a bit shaky ahead of the long 5-day New Year holiday weekend, declining by 0.6% against the dollar to close at 28.10 UAH/USD. On the upside, we believe that the hryvnia could strengthen toward the end of the winter season, when there will be less pressure on the country’s balance of payments from natural gas imports.

Highlights

POLITICS AND ECONOMICS

- Russia’s “Take or Pay” Claim Thrown Out in Stockholm; Ukraine Now Obligated to Buy Small 5bn cu-m Volume from Gazprom

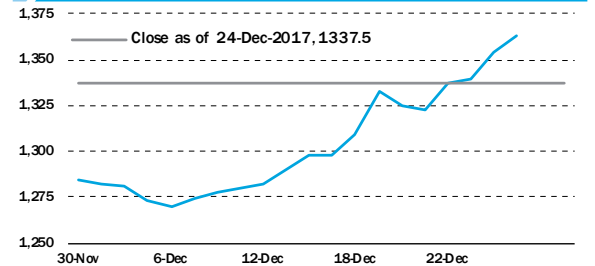
STOCK MARKET PERFORMANCE



MARKET INDEXES

	Last	1W ch	1M ch	YTD
UX	1363.0	1.9%	6.7%	71.3%
RTS	1154.4	1.6%	-0.4%	0.2%
WIG20	2461.2	0.6%	-1.0%	26.4%
MSCI EM	1158.5	1.5%	1.0%	34.3%
S&P 500	2673.6	-0.4%	1.8%	19.4%

UX 1M PERFORMANCE



FIXED INCOME

	Last	1W ch	1M ch	YTD
EMBI+Global	311	1.0%	-1.3%	-14.9%
NBU Key Rate	14.5%	0.0 p.p.	1.0 p.p.	0.5 p.p.
Ukraine-19	4.4%	-1.9 p.p.	-1.9 p.p.	-2.9 p.p.
Ukraine-27	7.2%	0.0 p.p.	0.0 p.p.	-1.4 p.p.
MHP-20	4.1%	-0.1 p.p.	-0.2 p.p.	-5.4 p.p.
UZ Rail-21	6.4%	0.0 p.p.	0.2 p.p.	-5.3 p.p.

CURRENCY

	Last, UAH	1W ch	1M ch	YTD
USD	28.10	0.6%	4.6%	2.9%
EUR	33.68	1.6%	5.7%	19.0%
RUB	0.49	1.5%	5.8%	10.5%

COMMODITIES

	Last	1W ch	1M ch	YTD
Wheat, USD/t*	179.5	0.0%	0.0%	3.8%
Steel, USD/t	520.0	0.0%	11.8%	31.6%
Oil, USD/bbl	66.9	3.3%	6.2%	17.7%
Gold, USD/oz	1303.1	2.2%	0.7%	13.1%

*Ukraine FOB

Source: Bloomberg, Ukrainian Exchange

Russia's "Take or Pay" Claim Thrown Out in Stockholm; Ukraine Now Obligated to Buy Small 5bn cu-m Volume from Gazprom

by Dmitry Churin
d.churin@eavex.com.ua

NEWS

Ukraine's state energy company NaftoGaz announced on its website late last month that it is "completely satisfied" with the Stockholm Chamber of Commerce's arbitration tribunal ruling that rejected Russia's huge USD 56bn "take-or-pay" claims for 2009-2017. The "take-or-pay" provision of the troubled 2009 natural gas contract, which had obligated Ukraine to buy a huge minimum volume of Russian gas every year, was one of the main points at issue in the Stockholm arbitration. Essentially, "take-or-pay" requires NaftoGaz to pay Moscow-based state corporation Gazprom for gas whether it takes physical delivery of the fuel or not. Ukraine has not bought Russian gas directly since November 2015, instead re-importing Russian gas previously sold to buyers in Europe.

However, in a minor victory for the Russian side, the arbitration ruling did confirm a much-reduced annual contract volume obligation of Russian gas purchases for NaftoGaz for 2018-2019 of 5bn cubic meters per year, down from more than 30bn cu-m in the original contract.

Importantly, the Stockholm Tribunal stated that gas delivered to the occupied territories of Donetsk and Lugansk provinces are no longer the financial responsibility of NaftoGaz. Future deliveries to these territories are not the concern of NaftoGaz as long as the separatist occupation continues. Any such deliveries will not be counted in the annual contract volume.

NaftoGaz is still pressing financial claims in Stockholm in regard to lost natural gas transit fees from Gazprom in the amount of up to USD 16bn, with a ruling expected at the end of February.

The policy of the Swedish arbitration tribunal prevents it from any public statements on the case, which makes it impossible to obtain the actual account of the recent ruling. As a result, both NaftoGaz and Gazprom have tried to claim victory in the case.

COMMENTARY

We believe that this main chapter of the court battle between NaftoGaz and Gazprom has ended with a clear win for the Ukrainian side with the rejection of Russia's odious "take or pay" claim. However, Gazprom has nonetheless attempted to show a poker face, stating that the ruling has confirmed NaftoGaz's obligation to pay around USD 2bn for previously delivered gas. A NaftoGaz official responded that the company never refused to pay for gas which was physically supplied, but had challenged the price and conditions. Although the Stockholm arbitration ruling has finally removed the uncertainty regarding a potential enormous Ukrainian state debt to Russia, there may be some national-populist efforts to exploit Ukraine's legal obligation to resume gas supplies directly from Gazprom. In our view, such purchases in the moderate amount of 5bn cu-m for 2018-19 will be economically justified, but Ukraine's hard-line opposition parties may well try to create noise on the topic by accusing the Poroshenko government of collaboration with the Kremlin in the energy sphere. It wouldn't be the first time for such a storyline, as nationalist radicals forced Poroshenko to adopt a controversial trade blockade of anthracite coal from the occupied territories in early 2017 that is still in effect. This blockade has led to a nationwide coal shortage in the country, resulting in both higher coal and electricity prices being forced down the throats of Ukrainian consumers for ideological reasons.

EAVEX RECOMMENDATIONS

Name	Ticker	Price, per share	Target price, per share	Upside, %	Rating	Commentary
Agriculture						
Kernel	KER PW	49.6	82.0	65%	BUY	With some 95% of its revenue linked to major foreign currencies, hryvnia devaluation is positive for Kernel, and recent changes in Ukraine's tax regime should also benefit the group. With on-demand borrowing access, Kernel is well placed to further consolidate its position in the oilseed crushing industry.
MHP	MHPC LI	11.8	14.0	19%	BUY	MHP could start process of deleveraging which in turn would boost the company's MCap. Also the company has a declared strategy to expand its presence on the MENA and EU markets. MHP continued to increase its export sales, which accounted for 51% of total revenue in 9M16 compared to 45% a year ago.
Astarta	AST PW	52.0	70.0	35%	BUY	The new VAT regime for agro producers will be largely neutral for Astarta, in our view, while recovery of sugar prices bode well for the company's earnings. Astarta is focused on business diversification and cost optimization via improving its energy and operational efficiency.
Agroton	AGT PW	4.69	12.0	156%	BUY	Agroton unveiled a strategy to increase its land bank from 122,000 ha to 200,000 ha by mid-2019 securing additional lease rights and by acquiring companies that control land plots in Luhansk and Kharkiv region.
IMC	IMC PW	12.5	13.0	4%	BUY	The recent changes in Ukraine's tax legislation are positive for IMC, which is focused growing exportable crops; some 95% of the company's revenue is tied to the dollar. Land bank is targeted to expand by 50% over 2015-20. A high standard of corporate governance makes the stock an attractive play in spite of its low liquidity.
AvangardCo	AVGR LI	0.4	0.3	-17%	SELL	Ukraine's new VAT regime for agro producers is negative for Avangard, as its subsidy reimbursements will be reduced. Large room for cost optimization provides a theoretical upside to earnings, but the company's highly volatile financial results have rendered forecasting unreliable.
Ovostar Union	OVO PW	88.0	110.0	25%	HOLD	The company has a strong focus on domestic branded egg sales and successfully expands its export sales to mitigate negative effect from devaluation. Ovostar is in the midst of a long-term expansion that will ultimately see egg output triple over 2012-18E.
Iron Ore						
Ferrexpo	FXPO LN	307.3	--	--	U/R	An impressive reduction in the production and other operating cost led to higher profitability. A separate positive factor was an upward price trend for iron ore and steel on global markets.
Specialized Machinery						
Motor Sich	MSICH	3700	5250	42%	BUY	The reported profit for 1H17 represents UAH 1101 per share, which means the stock is still valued at P/E of barely more than 2.0x. Our base case scenario forecast for Motor Sich's net profit for FY17 is UAH 3.0bn, implying EPS of UAH 1440.
Oil & Gas						
UkrNafta	UNAF	141	270	91%	BUY	UNAF stock has been in a local upward trend since December after Parliament cut the production tax for oil for 2017.
Concern Galnaftogaz	GLNG	0.15	0.24	60%	BUY	Galnaftogaz is pursuing a plan to aggressively expand its filling station network.
Regal Petroleum	RPT LN	6.9	15.0	118%	BUY	Taking into account that Regal acquired PEP's assets for an estimated value of USD 6.8/boe of 2P reserves, we assume that Regal's potential enterprise value could be as much as USD 92mn.
JKX Oil & Gas	JKX LN	11.0	--	--	U/R	The company's balance sheet looks healthy after it successfully restructured its Eurobonds. An overall demand for natural gas in Ukraine remains strong.
Power Utilities						
DonbasEnerg	DOEN	18.3	9.0	-51%	SELL	The Donetsk separatist government has nationalized DonbasEnerg's Starobeshevo power plant, which previously accounted for about 70% of the company's installed power-generating capacity.
CenterEnerg	CEEN	12.67	15.00	18%	BUY	CenterEnerg's privatization has been postponed, but the company retains a strong fundamental value due to its large installed electricity generation capacity.
Banks						
Raiffeisen Bank Aval	BAVL	0.295	0.27	-8%	HOLD	Raiffeisen Aval's 1H17 net profit was at a record high UAH 2.7bn (USD 100mn), implying earnings per share of 4.45 kopecks. We forecast that the bank will post a net profit of UAH 4.50bn in FY17 and will pay a 7.30 kopeck dividend next year.

Source: Eavex Research

PRICES AND QUOTES												
Name	Ticker	Today, UAH*	52 high, UAH*	52 low, UAH*	1W	Absolute performance			Performance relative to the UX index			
						1M	3M	YtD	1W	1M	3M	YtD
UX Index	UX	1363.04	1370.08	788.30	1.9%	6.7%	15.0%	71.3%	0.0%	0.0%	0.0%	0.0%
Iron Ore Mining												
Ferrexpo	FXPO	293.10	323.20	125.00	1.8%	12.9%	0.2%	117.9%	-0.8%	-0.1%	6.2%	46.6%
Railcar Manufacturing												
Kryukiv Wagon	KVBZ	10.49	n/a	n/a	0.9%	4.6%	9.8%	19.2%	-1.0%	-2.1%	-5.2%	-52.1%
Specialized Machinery												
Motor Sich	MSICH	3700	3748	1848	2.0%	13.8%	27.5%	99.1%	0.0%	7.1%	12.5%	27.9%
Turboatom	TATM	13.16	13.21	9.05	1.2%	1.6%	15.2%	40.7%	-0.7%	-5.1%	0.2%	-30.5%
Telecom												
Ukrtelecom	UTLM	0.149	n/a	n/a	2.8%	-0.7%	6.4%	-9.7%	0.8%	-7.4%	-8.6%	-81.0%
Oil & Gas												
Regal Petroleum	RPT	7.01	7.50	2.75	0.1%	3.8%	57.4%	87.6%	-1.7%	-1.8%	-2.9%	16.3%
JKX Oil	JKX	11.00	33.50	11.00	-12.0%	-6.4%	-15.4%	-63.6%	0.0%	-13.9%	-13.1%	-134.9%
Ukrnafta	UNAF	141.0	n/a	n/a	4.1%	-0.8%	-0.4%	36.6%	2.2%	-7.5%	-15.3%	-34.6%
Power Utilities												
Centrenergo	CEEN	12.67	12.85	9.91	3.4%	11.0%	24.0%	22.4%	1.5%	4.3%	9.0%	-48.8%
Donbasenergo	DOEN	18.25	n/a	n/a	-0.5%	-2.9%	23.6%	73.6%	-2.5%	-9.6%	8.6%	2.4%
Consumer												
Agroton	AGT	4.58	7.70	3.74	19.9%	-7.7%	8.5%	13.1%	5.0%	18.0%	-14.4%	-58.2%
Astarta	AST	51.49	72.00	49.06	0.9%	1.2%	-2.8%	-4.7%	0.0%	-1.0%	-5.5%	-76.0%
Avangardo	AVGR	0.36	1.00	0.35	-12.2%	-12.2%	-39.0%	2.9%	0.0%	-14.1%	-18.9%	-68.4%
Industrial Milk Company	IMC	12.48	12.60	8.05	0.0%	2.3%	14.5%	55.0%	0.0%	-1.9%	-4.4%	-16.2%
Kernel	KER	47.52	80.00	45.51	-1.0%	-0.2%	-14.6%	-25.6%	-1.5%	-2.9%	-6.9%	-96.8%
MHPC	MHPC	11.50	12.50	8.61	0.9%	1.8%	2.7%	30.8%	-1.7%	-1.0%	-4.9%	-40.4%
Milkiland	MLK	1.54	2.80	1.43	3.4%	-11.0%	-8.9%	-23.0%	0.0%	1.4%	-17.7%	-94.3%
Ovostar Union	OVO	88.00	128.05	84.50	-1.1%	-20.0%	-19.9%	1.7%	-0.9%	-3.0%	-26.7%	-69.5%
Banks												
Raiffeisen Bank Aval	BAVL	0.293	n/a	n/a	-0.5%	4.0%	4.2%	122.4%	-2.5%	-2.7%	-10.8%	51.2%

Source: Bloomberg
* companies listed abroad are in traded currency

MAIN FINANCIAL FORECASTS, USD mn

Name	Ticker	Net Sales			EBITDA			EBITDA margin			Net Profit			Net Profit margin		
		2015	2016	2017E	2015	2016	2017E	2015	2016	2017E	2015	2016	2017E	2015	2016	2017E
Iron Ore Mining																
Ferrexpo	FXPO	961	986	1,282	313	375	495	32.6%	38.0%	38.6%	31	189	255	3.3%	19.2%	19.9%
Railcar Manufacturing																
Kryukiv Wagon	KVBZ	41	67	55	-15	1	6	-37.1%	0.9%	11.0%	-19	-4	2	-46.3%	-5.9%	3.3%
Specialized Machinery																
Turboatom	TATM	128	98	99	87	33	35	67.9%	34.0%	35.2%	75	27	28	58.3%	28.0%	27.8%
Motor Sich	MSICH	697	414	426	237	166	153	33.9%	40.1%	35.8%	158	77	110	22.6%	18.6%	25.9%
Oil & Gas																
Ukrnafta	UNAF	1,319	885	1,079	-101	116	151	-7.7%	13.1%	14.0%	-250	-343	74	-18.9%	-38.7%	6.8%
Regal Petroleum	RPT	22	25	27	10	10	15	45.5%	40.4%	55.6%	-1	0	3	na	0.0%	11.1%
JKX Oil	JKX	89	80	82	17	29	18	19.1%	36.3%	22.0%	-82	-20	-12	-92.1%	-25.0%	-14.6%
Electric Utilities																
Centrenergo	CEEN	315	419	492	12	46	69	3.7%	11.1%	14.1%	3	15	51	1.0%	3.6%	10.5%
Donbasenergo	DOEN	190	157	147	8	7	8	4.3%	4.4%	5.8%	-9	-2	1	-4.6%	-1.1%	1.0%
Consumer																
MHP	MHPC	1,183	1,135	1,300	459	415	490	38.8%	36.6%	37.7%	-126	59	300	-10.6%	5.2%	23.1%
Kernel	KER	1,989	2,169	2,711	346	319	346	17.4%	14.7%	12.8%	225	176	238	11.3%	8.1%	8.8%
Astarta	AST	349	402	475	144	167	176	41.4%	41.6%	37.0%	18	90	104	5.1%	22.4%	21.9%
Avangardco	AVGR	230	191	115	-69	1	5	-30.2%	0.4%	4.3%	-158	-57	-10	-68.9%	-29.6%	-8.3%
Ovostar	OVO	76	84	80	35	40	15	46.0%	47.7%	19.2%	32	35	10	42.3%	41.8%	12.5%
Banks																
		Total Assets			Total Equity			Total Income			Net Profit			Return on Equity		
Raiffeisen Bank Aval	BAVL	1,958	2,113	2,080	261	381	347	216	192	228	-66	150	228	-25.3%	39.4%	65.7%

Source: Eavex Research

MAIN TRADING MULTIPLES

Name	Ticker	MCap USD mn	Free Float % USD mn	EV USD mn	P/E			EV/EBITDA			EV/Sales			
					2015	2016	2017E	2015	2016	2017E	2015	2016	2017E	
Iron Ore Mining														
Ferrexpo	FXPO	2,346	24.0%	563	3,096	>30	12.4	9.2	9.9	8.3	6.3	3.2	3.1	2.4
Railcar Manufacturing														
Krukiv Wagon	KVBZ	43	5.0%	2	38	neg	neg	23.4	neg	>30	6.3	0.9	0.6	0.7
Specialized Machinery														
Turboatom	TATM	53	5.8%	3	-33	0.7	1.9	1.9	-0.4	-1.0	-0.9	-0.3	-0.3	-0.3
Motor Sich	MSICH	275	24.0%	66	237	1.7	3.6	2.5	1.0	1.4	1.6	0.3	0.6	0.6
Oil & Gas														
Ukrnafta	UNAF	274	3.0%	8	259	neg	neg	3.7	neg	2.2	1.7	0.2	0.3	0.2
Regal Petroleum	RPT	31	21.6%	7	11	neg	n/a	10.2	n/a	n/a	n/a	n/a	n/a	n/a
JKX Oil & Gas	JKX	26	50.4%	13	134	neg	neg	neg	7.9	4.6	7.4	1.5	1.7	1.6
Electric Utilities														
CentrEnergO	CEEN	168	21.7%	36	87	>30	11.0	3.3	7.4	1.9	1.3	0.3	0.2	0.2
DonbasEnergO	DOEN	15	14.2%	2	30	neg	neg	10.5	3.6	4.3	3.5	0.2	0.2	0.2
Consumer														
MHP	MHPC	1,215	34.1%	414	2,219	neg	20.5	4.1	4.8	5.3	4.5	1.9	2.0	1.7
Kernel	KER	1,095	61.8%	676	1,591	4.9	6.2	4.6	4.6	5.0	4.6	0.8	0.7	0.6
Astarta	AST	372	37.0%	138	482	21.0	4.1	3.6	3.3	2.9	2.7	1.4	1.2	1.0
Avangardco	AVGR	23	22.5%	5	354	neg	neg	neg	neg	>30	>30	1.5	1.9	3.1
Ovostar	OVO	153	25.0%	38	155	4.8	4.3	15.3	4.4	3.9	10.1	2.0	1.8	1.9
Banks														
							P/E			P/Book			P/Assets	
Raiffeisen Bank Aval	BAVL	646	1.8%	12		neg	4.3	3.4	2.5	1.7	1.9	0.33	0.31	0.31

Source: Eavex Research

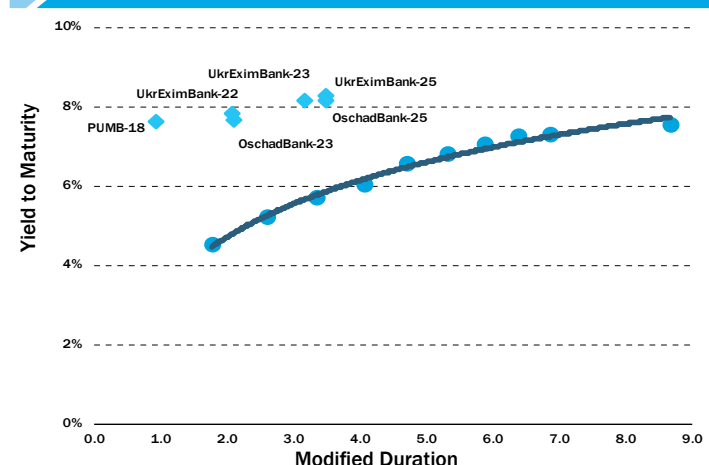
UKRAINIAN EUROBONDS

Issue	Price (Bid)	Price (Ask)	YTM (Bid)	YTM (Ask)	Price chg. (YTD)	Modified Duration	Coupon	Coupon Period	Maturity Date	Volume USD mn	Ratings ¹
Sovereign Eurobonds											
Ukraine, 2019	105.1	105.4	4.3%	4.1%	4.2%	1.5	7.75%	S/A	1 Sept 2019	1,744	Caa2/B-/B-
Ukraine, 2020	105.9	106.6	5.3%	5.1%	7.1%	2.3	7.75%	S/A	1 Sept 2020	1,780	Caa2/B-/B-
Ukraine, 2021	106.5	107.0	5.8%	5.6%	8.9%	3.1	7.75%	S/A	1 Sept 2021	1,409	Caa2/B-/B-
Ukraine, 2022	106.4	106.9	6.2%	6.0%	9.9%	3.8	7.75%	S/A	1 Sept 2022	1,384	Caa2/B-/B-
Ukraine, 2023	106.0	107.0	6.5%	6.3%	11.1%	4.5	7.75%	S/A	1 Sept 2023	1,355	Caa2/B-/B-
Ukraine, 2024	105.1	105.8	6.8%	6.7%	11.0%	5.1	7.75%	S/A	1 Sept 2024	1,339	Caa2/B-/B-
Ukraine, 2025	104.2	104.8	7.0%	6.9%	11.2%	5.6	7.75%	S/A	1 Sept 2025	1,329	Caa2/B-/B-
Ukraine, 2026	103.2	103.7	7.2%	7.2%	10.3%	6.1	7.75%	S/A	1 Sept 2026	1,318	Caa2/B-/B-
Ukraine, 2027	103.2	103.7	7.2%	7.1%	10.6%	6.6	7.75%	S/A	1 Sept 2027	1,307	Caa2/B-/B-
Ukraine, 2032	98.2	98.7	7.6%	7.5%	-1.6%	8.4	7.375%	S/A	25 Sept 2032	3,000	//B-
Ukraine, GDP-linked (VRI)	54.9	55.4	n/a	n/a	80.7%	n/a	0.00%	S/A	31 May 2040	3,214	/B-/
Corporate Eurobonds											
Agroton, 2019	14.4	18.8	234%	187%	-17.2%	0.7	6.00%	S/A	14 Jul 2019	18	//
Kernel, 2022	110.3	110.6	5.9%	5.8%	10.4%	3.3	8.75%	S/A	31 Jan 2022	500	/B/B+
MHP, 2020	108.8	109.0	4.1%	4.0%	12.7%	2.0	8.25%	S/A	2 Apr 2020	750	/B-/B-
MHP, 2024	108.3	109.1	6.1%	6.0%	8.7%	5.0	7.75%	S/A	10 May 2024	500	//
Avangardco, 2018	22.4	24.8	346%	311%	-20.4%	0.3	10.00%	S/A	29 Oct 2018	206	//
UkrLandFarming, 2018	20.0	21.6	1735%	1572%	-32.1%	0.0	10.88%	S/A	26 Mar 2018	500	/CC/
Mriya, 2016	5.5	7.5	n/a	n/a	n/a	n/a	10.95%	S/A	30 Mar 2016	72	IN DEFAULT
Mriya, 2018	5.5	7.5	n/a	n/a	n/a	n/a	9.45%	S/A	19 Apr 2018	400	IN DEFAULT
DTEK, 2024	106.4	107.2	9.5%	9.4%	19.6%	5.2	10.75%	S/A	31 Dec 2024	1,275	//
Metinvest, 2021	91.0	94.0	n/a	n/a	-0.5%	n/a	9.37%	S/A	31 Dec 2021	1,197	//B
Ferrexpo, 2019	104.6	105.1	6.5%	6.1%	4.1%	0.7	10.375%	S/A	07 Apr 2019	186	Caa3/CCC/CC
Ferrexpo, 2019	104.7	105.1	6.4%	6.1%	3.7%	0.7	10.375%	S/A	07 Apr 2019	161	Caa3/CCC/CC
UZ Rail, 2021	106.3	106.8	7.9%	7.7%	11.7%	1.8	9.88%	S/A	15 Sept 2021	500	/CCC+/CCC
Interepipe, 2017	27.8	29.8	n/a	n/a	4.5%	n/a	10.25%	S/A	2 Aug 2017	200	IN DEFAULT
JKX Oil&Gas, 2018	85.0	95.0	23.5%	17.1%	19.8%	1.6	8.00%	S/A	19 Feb 2018	16	//
Bank Eurobonds											
Fin&Credit Bank, 2019	0.7	1.5	n/a	n/a	9.7%	n/a	9.25%	S/A	25 Jan 2019	100	IN DEFAULT
PUMB, 2018	104.0	104.6	6.8%	6.2%	2.8%	0.9	11.00%	Q	31 Dec 2018	275	//
Nadra Bank, 2018	0.8	1.4	n/a	n/a	17.1%	n/a	6.25%	A	31 Jul 2018	60	IN DEFAULT
PrivatBank, 2018-2	32.0	35.0	n/a	n/a	97.1%	1.5	10.25%	S/A	23 Jan 2018	200	IN DEFAULT
PrivatBank, 2021	13.0	18.0	n/a	n/a	19.2%	1.4	11.00%	S/A	09 Feb 2021	220	IN DEFAULT
PrivatBank, 2018	40.0	40.6	n/a	n/a	202.8%	0.1	10.88%	S/A	28 Feb 2018	175	IN DEFAULT
UkrEximBank, 2022	107.1	107.3	7.7%	7.6%	9.4%	1.9	9.625%	S/A	27 Apr 2022	750	Caa3//B-
UkrEximBank, 2023	99.8	100.7	8.9%	8.6%	21.5%	3.5	7.51%	S/A	9 Feb 2023	125	Caa3//CCC
UkrEximBank, 2025	108.2	108.6	8.1%	8.1%	14.1%	3.5	9.75%	S/A	22 Jan 2025	600	Caa3//B-
VAB Bank, 2019	n/a	n/a	n/a	n/a	n/a	n/a	9.00%	Q	14 Jun 2019	88	IN DEFAULT
Oschadbank, 2023	107.0	107.3	7.7%	7.6%	9.8%	1.8	8.25%	S/A	10 Mar 2023	700	Caa3//B-
Oschadbank, 2025	107.5	108.1	8.1%	8.1%	14.0%	2.9	8.88%	S/A	20 Mar 2025	500	Caa3//B-
Municipal Eurobonds											
City of Kyiv, 2015	80.5	85.1	n/a	n/a	7.9%	n/a	8.00%	S/A	6 Nov 2015	101	IN DEFAULT

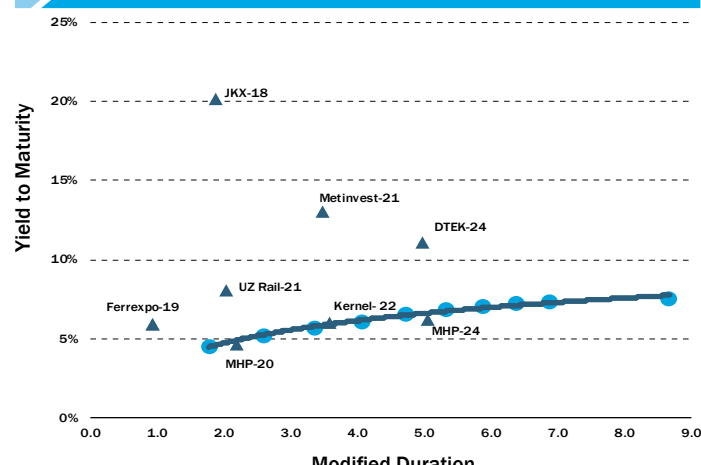
¹ Moody's/S&P/Fitch

Source: Bloomberg, Cbonds, Eavex Research

SOVEREIGNS vs. BANKING EUROBONDS



SOVEREIGNS vs. CORPORATE and MUNICIPAL EUROBONDS



UKRAINIAN DOMESTIC BONDS

Issue	Price (Bid)	Price (Ask)	YTM (Bid)	YTM (Ask)	Modified Duration	Coupon	Coupon Period	Maturity Date	Volume UAH mn
UAH denominated Bonds									
UA4000194591			15.90%	15.15%	n/a	16.62%	S/A	11 Jul .2018	1,454
VAT Bonds									
UA4000185151			16.15%	15.30%	1.9	9.50%	S/A	8 Jul 2019	3,577
UA4000185557			16.15%	15.30%	1.9	9.50%	S/A	22 Jul 2019	2,171
UA4000186159			16.15%	15.30%	1.9	9.50%	S/A	20 Aug 2019	955

Source: Bloomberg, Cbonds, Eavex Research

Eavex Capital

7 Klovsky uzviz, 16th Floor
Carnegie Center
Kyiv, 01021, Ukraine

Telephone: +38 044 590 5454
Facsimile: +38 044 590 5464
E-mail: office@eavex.com.ua
Web-page: www.eavex.com.ua

Yuriy Yakovenko
Chairman of the Board
yuriy.yakovenko@eavex.com.ua

SALES & TRADING
Pavel Korovitskiy
Managing Director
Equity and Fixed Income
p.korovitsky@eavex.com.ua

Alexander Klymchuk
Equity and Fixed Income
a.klymchuk@eavex.com.ua

Eugene Klymchuk
Fixed Income Sales and Trading
e.klymchuk@eavex.com.ua

Serhiy Scherbaniuk
Equity Trading
s.shcherbaniuk@eavex.com.ua

RESEARCH
Dmitry Churin
Head of Research
d.churin@eavex.com.ua

Will Ritter
Research editor
w.ritter@eavex.com.ua