

Stock Market Update

Equity

Kyiv-listed stocks started the new year with a moderate growth, although both the number of trading deals and overall trading volumes were below average due to the holiday season, which in Ukraine traditionally extends to the second week of January.

The UX index climbed 0.3% to close at 1,366 points in a 3-session shortened week. Motor Sich (MSICH) remained a bright spot in the index basket, with the stock briefly testing the UAH 3800 level before settling back at UAH 3720, a small 0.5% gain for the week. CentrEnergO (CEEN) added 0.6% to UAH 12.75, reacting on expectations of an electricity tariff increase and higher electricity exports in 2018. The Energy Ministry is forecasting that Ukrainian generators will increase overall electricity exports by 15-20% YoY to 5.9 TWh this year. According to the forecast, deliveries from the country's energy system to the Hungary-Slovakia-Romania triad are estimated at 3.6 TWh, to Poland at 1.2 TWh, and to Moldova at 1.1 TWh. Oil&gas major UkrNafta (UNAF) remained in its 4-month trading corridor, recovering 2.2% from a minor decline at the end of December and closing at UAH 141.

The main London-listed Ukrainian companies were higher, with sporadically-traded MHP (MHPC) showing a notable rise of 7.4% to USD 12.35 and Ferrexpo (FXPO) picking up 1.1% to GBp 296.

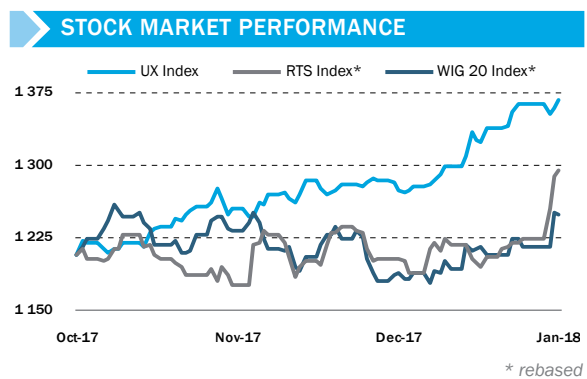
On the Warsaw Stock Exchange, Kernel (KER) added 3.7% to PLN 49.30 after a report that the company's majority shareholder Andriy Verevskiy was buying additional shares on the market in December. Astarta (AST) and AgrotOn (AGT) were both firmly higher, advancing by 6.0% and 9.5% respectively, with the former closing at PLN 54.60.

The hryvnia continued to be somewhat soft against the dollar, slipping 0.3% to close at 28.20 UAH/USD.

Highlights

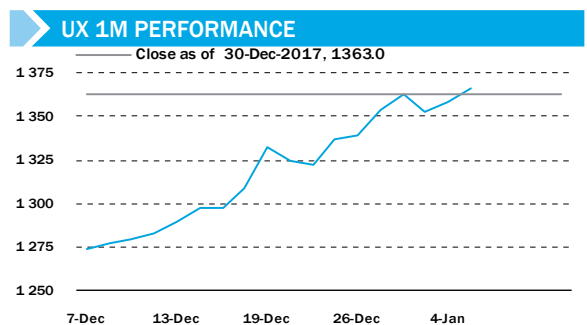
POLITICS AND ECONOMICS

- > Vakarchuk a Question Mark in Ukraine Politics Heading Into Election Season
- > Manafort Sues US Justice Dep't Over Ukraine Accusations
- > Ukraine's NatGas Extraction Output Up 4% YoY to 21bn cu-m in 2017



MARKET INDEXES

	Last	1W ch	1M ch	YTD
UX	1366.8	0.3%	7.4%	0.3%
RTS	1219.9	5.7%	7.6%	5.7%
WIG20	2529.6	2.8%	5.1%	2.8%
MSCI EM	1201.0	3.7%	7.5%	3.7%
S&P 500	2743.2	2.6%	4.3%	2.6%



FIXED INCOME

	Last	1W ch	1M ch	YTD
EMBI+Global	300	-3.4%	-4.7%	-3.4%
NBU Key Rate	14.5%	0.0 p.p.	1.0 p.p.	0.0 p.p.
Ukraine-19	3.9%	-2.5 p.p.	-2.4 p.p.	-0.6 p.p.
Ukraine-27	6.8%	-0.5 p.p.	-0.4 p.p.	-0.5 p.p.
MHP-20	4.0%	-0.1 p.p.	-0.1 p.p.	-0.1 p.p.
UZ Rail-21	6.2%	-0.2 p.p.	0.0 p.p.	-0.2 p.p.

CURRENCY

	Last, UAH	1W ch	1M ch	YTD
USD	28.20	0.3%	3.9%	0.3%
EUR	34.02	1.0%	6.1%	1.0%
RUB	0.50	2.0%	7.6%	2.0%

COMMODITIES

	Last	1W ch	1M ch	YTD
Wheat, USD/t*	179.5	0.0%	0.0%	0.0%
Steel, USD/t	520.0	0.0%	8.3%	0.0%
Oil, USD/bbl	67.6	1.1%	8.0%	1.1%
Gold, USD/oz	1319.4	1.3%	4.2%	1.3%

*Ukraine FOB

Source: Bloomberg, Ukrainian Exchange

Vakarchuk a Question Mark in Ukraine Politics Heading Into Election Season

by Will Ritter
w.ritter@eavex.com.ua

NEWS

Popular music star Sviatoslav Vakarchuk is being increasingly cited as a potential candidate in Ukraine's next presidential election, which is due in the first half of 2019. In his most recent public remarks on the matter in December, Vakarchuk, 42, who is by far the country's leading pop-culture celebrity, neither confirmed nor denied an intention to run for the presidency. Vakarchuk previously served as an MP in 2006 from the Our Ukraine party of then-President Yuschenko, although he resigned his mandate without completing his term.

COMMENTARY

There is currently some ambiguity about the exact date for the presidential election, which according to the Constitution should be held in mid-June of 2019, i.e. on the first Sunday falling five years after the inauguration of President Poroshenko. However, it is possible that the date could be moved up to the first Sunday in March 2019 to correspond to the date when former Acting President Olexander Turchinov was sworn in following the abdication of Victor Yanukovich in late February 2014. We expect Parliament to confirm the election date within a few months. If Vakarchuk decides to run, it will be in line with a growing trend of celebrity candidates (as opposed to experienced career politicians) seeking high office in Western countries. Should he run, Vakarchuk is likely to compete for the same moderate nationalist voter pool as President Poroshenko. Although Vakarchuk enjoys a positive public image in Ukraine as a serious artist and thinker, it remains to be seen whether he has the toughness to prevail in a drawn-out political contest. Another likely candidate for 2019 is left-wing populist and political veteran Yulia Tymoshenko, who despite a long history of being distrusted by a majority of Ukrainians, enjoys a solid core of support in the high single digits that has kept her in the game. Tymoshenko could make a play for the backing of US President Trump, who might be inclined to view her ostentatious populist brand in a positive light. Civil Position party leader Anatoliy Grytsenko, another veteran of the stage who dates back to the Yuschenko administration (in which he served as Defense Minister), saw his profile rebound considerably in 2017. We see Grytsenko as a conservative nationalist who is unlikely to win, but he could have a significant influence on the race. We are skeptical about the presidential prospects of Kyiv mayor Vitaliy Klitschko and Lviv mayor Andriy Sadoviy, both of whom carry heavy political baggage despite having a national profile. We also do not expect former prime minister Arseniy Yatseniuk to run; we believe that he will eventually align himself strategically with either Poroshenko or Vakarchuk. Finally, there will doubtless be a candidate oriented toward the Russia-friendly electorate of southeastern Ukraine. With Crimea and the major Donbass cities no longer voting in Ukrainian elections, this candidate will have no chance at victory, but he/she is likely to impact the race given that the remaining southeastern provinces still contain about 30% of Ukraine's total population.

Manafort Sues US Justice Dep't Over Ukraine Accusations

by Will Ritter
w.ritter@eavex.com.ua

NEWS

Former Ukraine political consultant Paul Manafort filed a lawsuit last week against the US Justice Department alleging that the department exceeded its authority when it empowered Special Prosecutor Robert Mueller to investigate activities in Ukraine that led to Manafort's indictment in October on charges of money laundering and conspiracy against the United States for his 2006-2013 work for ex-President Victor Yanukovich. The Justice Department called Manafort's suit "frivolous". Mueller was appointed last May to investigate possible collusion and coordination of the presidential campaign of Donald Trump, which Manafort headed, with the Russian government. However, the appointment also allowed Mueller to look into any other criminal activity arising during the investigation. Manafort's suit claims that the latter stipulation amounts to constitutional overreach by the Justice Department.

COMMENTARY

The ongoing legal situation with Manafort is significant for Ukraine because Manafort's role in Ukrainian politics continues to be flagrantly misrepresented in the US media. Manafort has been repeatedly painted as a pro-Russian operative, when the fact is that his multi-year strategic efforts to build up Kyiv's relations with the West and convince Yanukovich to sign the Ukraine-EU Association Agreement were the complete opposite of pro-Russian activity. Although the Justice Department is probably on firm legal ground, and Manafort may well be guilty of tax evasion on his millions of dollars in repatriated Ukraine earnings, we find the "pro-Russian" public relations aspect of the case against Manafort puzzling, and we do not believe it will hold up in court. Thus far, Manafort's apparent refusal to cooperate with the Special Counsel could be interpreted as loyalty to Trump, but it also could be that Manafort simply lacks any information that might be valuable in proving Trump's collusion with the Kremlin or regarding Trump's alleged Russian money laundering activities that occurred in earlier years prior to Manafort joining the Trump circle. In our view, any attempt by Ukraine to file its own charges against Manafort - with the exception of tax evasion - would be interpreted as politically motivated.

Given that Manafort only joined Trump's circle in March 2016, it seems unlikely that Manafort would have knowledge of any Russia-related money laundering schemes which Trump might have been involved in.

Ukraine's NatGas Extraction Output Up 4% YoY to 21bn cu-m in 2017

by Dmitry Churin
d.churin@eavex.com.ua

NEWS

Ukrainian natural gas extractors increased their total output by 4.2% YoY to 20.8bn cubic meters (cu-m) in full-year 2017, according to a statement released by state-owned pipeline operator UkrTransGaz on Jan 3. State extraction company UkrGazVydobuvannya, which like UkrTransGaz is a subsidiary of Ukraine's state energy giant Naftogaz, raised its output by 4.4% YoY to 15.2bn cu-m. Kyiv-listed UkrNafta (UNAF), which is half-owned by Naftogaz but controlled by industrialist Igor Kolomoyskiy, decreased its output by 15.1% YoY to 1.10bn cu-m in 2017. Other small and medium-sized gas extractors increased their combined output by 9.6% YoY to 4.5bn cu-m.

Overall natural gas consumption in Ukraine, excluding the in-house needs of UkrTransGaz, declined by 6.3% YoY to 28.4bn cu-m in FY17. For comparison, this represents an impressive 28% cut from 2014, when gas consumption was 39.7bn cu-m.

UkrTransGaz reported that it used 2.2bn cu-m of gas for pipeline technical needs in 2017, up from 1.7bn cu-m in 2016. Ukraine's gas imports rose 26.8% YoY to 14.1bn cu-m in 2017, with the country's stockpiles in storage amounting to around 15bn cu-m of gas as of year-end.

COMMENTARY

UkrTransGaz also reported that Russian gas transiting through Ukraine increased by 13% YoY to 93bn cu-m in 2017. However, we suppose that this transit figure includes around 11bn cu-m of volumes of Russian gas that Ukraine bought de-jure from European traders. This leaves transit volumes substantially below the signed minimum of 110bn cu-m that Russia promised in the 2009 bilateral gas contract, with the missing volume flowing through the North Stream gas pipeline, which opened in 2012. Ukraine's gas inventory is currently at a firm level thanks to another year of warmer-than-average weather throughout both November and December, and the trend has continued into January; weather-related gas savings could total as much as 6bn cu-m if there is no major consumption spike later in the winter, we estimate. Although Ukraine is not in range of achieving energy self-sufficiency in the foreseeable future, the current ratio of domestic gas extraction to imports is much more reasonable than at any time in the country's previous history. We expect moderate gas extraction increases to continue in 2018-2023, as the government has reduced the production tax on new gas wells from 29% to 12% for wells less than 5,000 meters deep, and from 14% to 6% for wells deeper than 5,000 meters.

EAVEX RECOMMENDATIONS

Name	Ticker	Price, per share	Target price, per share	Upside, %	Rating	Commentary
Agriculture						
Kernel	KER PW	49.2	82.0	67%	BUY	With some 95% of its revenue linked to major foreign currencies, hryvnia devaluation is positive for Kernel, and recent changes in Ukraine's tax regime should also benefit the group. With on-demand borrowing access, Kernel is well placed to further consolidate its position in the oilseed crushing industry.
MHP	MHPC LI	12.7	14.0	10%	BUY	MHP could start process of deleveraging which in turn would boost the company's MCap. Also the company has a declared strategy to expand its presence on the MENA and EU markets. MHP continued to increase its export sales, which accounted for 51% of total revenue in 9M16 compared to 45% a year ago.
Astarta	AST PW	54.6	70.0	28%	BUY	The new VAT regime for agro producers will be largely neutral for Astarta, in our view, while recovery of sugar prices bode well for the company's earnings. Astarta is focused on business diversification and cost optimization via improving its energy and operational efficiency.
Agroton	AGT PW	5.00	12.0	140%	BUY	Agroton unveiled a strategy to increase its land bank from 122,000 ha to 200,000 ha by mid-2019 securing additional lease rights and by acquiring companies that control land plots in Luhansk and Kharkiv region.
IMC	IMC PW	12.4	13.0	5%	BUY	The recent changes in Ukraine's tax legislation are positive for IMC, which is focused growing exportable crops; some 95% of the company's revenue is tied to the dollar. Land bank is targeted to expand by 50% over 2015-20. A high standard of corporate governance makes the stock an attractive play in spite of its low liquidity.
AvangardCo	AVGR LI	0.4	0.3	-14%	SELL	Ukraine's new VAT regime for agro producers is negative for Avangard, as its subsidy reimbursements will be reduced. Large room for cost optimization provides a theoretical upside to earnings, but the company's highly volatile financial results have rendered forecasting unreliable.
Ovostar Union	OVO PW	92.5	110.0	19%	HOLD	The company has a strong focus on domestic branded egg sales and successfully expands its export sales to mitigate negative effect from devaluation. Ovostar is in the midst of a long-term expansion that will ultimately see egg output triple over 2012-18E.
Iron Ore						
Ferrexpo	FXPO LN	301.5	--	--	U/R	An impressive reduction in the production and other operating cost led to higher profitability. A separate positive factor was an upward price trend for iron ore and steel on global markets.
Specialized Machinery						
Motor Sich	MSICH	3720	5250	41%	BUY	The reported profit for 1H17 represents UAH 1101 per share, which means the stock is still valued at P/E of barely more than 2.0x. Our base case scenario forecast for Motor Sich's net profit for FY17 is UAH 3.0bn, implying EPS of UAH 1440.
Oil & Gas						
UkrNafta	UNAF	140	270	92%	BUY	UNAF stock has been in a local upward trend since December after Parliament cut the production tax for oil for 2017.
Concern Galnaftogaz	GLNG	0.15	0.24	60%	BUY	Galnaftogaz is pursuing a plan to aggressively expand its filling station network.
Regal Petroleum	RPT LN	13.4	15.0	12%	BUY	Taking into account that Regal acquired PEP's assets for an estimated value of USD 6.8/boe of 2P reserves, we assume that Regal's potential enterprise value could be as much as USD 92mn.
JKX Oil & Gas	JKX LN	14.3	--	--	U/R	The company's balance sheet looks healthy after it successfully restructured its Eurobonds. An overall demand for natural gas in Ukraine remains strong.
Power Utilities						
DonbasEnerg	DOEN	18.3	9.0	-51%	SELL	The Donetsk separatist government has nationalized DonbasEnerg's Starobeshevo power plant, which previously accounted for about 70% of the company's installed power-generating capacity.
CenterEnerg	CEEN	12.75	15.00	18%	BUY	CenterEnerg's privatization has been postponed, but the company retains a strong fundamental value due to its large installed electricity generation capacity.
Banks						
Raiffeisen Bank Aval	BAVL	0.288	0.27	-6%	HOLD	Raiffeisen Aval's 1H17 net profit was at a record high UAH 2.7bn (USD 100mn), implying earnings per share of 4.45 kopecks. We forecast that the bank will post a net profit of UAH 4.50bn in FY17 and will pay a 7.30 kopeck dividend next year.

Source: Eavex Research

PRICES AND QUOTES												
Name	Ticker	Today, UAH*	52 high, UAH*	52 low, UAH*	1W	Absolute performance			Performance relative to the UX index			
						1M	3M	YtD	1W	1M	3M	YtD
UX Index	UX	1366.79	1370.08	793.45	0.3%	7.4%	12.2%	0.3%	0.0%	0.0%	0.0%	0.0%
Iron Ore Mining												
Ferrexpo	FXPO	296.40	323.20	125.00	1.1%	21.5%	-0.2%	1.1%	-1.2%	0.9%	14.1%	0.9%
Railcar Manufacturing												
Kryukiv Wagon	KVBZ	10.50	n/a	n/a	0.1%	3.6%	16.0%	0.1%	-0.2%	-3.8%	3.8%	-0.2%
Specialized Machinery												
Motor Sich	MSICH	3720	3850	1864	0.5%	14.0%	26.3%	0.5%	0.3%	6.7%	14.1%	0.3%
Turboatom	TATM	12.95	13.21	9.05	-1.6%	0.0%	12.6%	-1.6%	-1.9%	-7.4%	0.4%	-1.9%
Telecom												
Ukrtelecom	UTLM	0.150	n/a	n/a	0.7%	0.0%	-6.3%	0.7%	0.4%	-7.4%	-18.4%	0.4%
Oil & Gas												
Regal Petroleum	RPT	13.30	13.30	2.75	89.9%	93.5%	190.7%	89.9%	73.2%	89.6%	86.1%	89.6%
JKX Oil	JKX	11.75	33.50	11.00	6.8%	-2.1%	-7.8%	6.8%	6.2%	6.5%	-9.5%	6.5%
Ukrnafta	UNAF	140.4	n/a	n/a	-0.4%	1.8%	-4.0%	-0.4%	-0.7%	-5.6%	-16.2%	-0.7%
Power Utilities												
Centrenerg	CEEN	12.75	12.85	9.91	0.6%	11.3%	16.8%	0.6%	0.3%	4.0%	4.6%	0.3%
Donbasenerg	DOEN	18.34	n/a	n/a	0.5%	-1.0%	20.9%	0.5%	0.2%	-8.3%	8.7%	0.2%
Consumer												
Agroton	AGT	4.55	7.70	3.74	-0.7%	-0.2%	18.5%	-0.7%	1.4%	-0.9%	-7.6%	-0.9%
Astarta	AST	54.60	72.00	49.06	6.0%	7.1%	7.1%	6.0%	2.8%	5.8%	-0.3%	5.8%
Avangardo	AVGR	0.35	1.00	0.35	-2.8%	-14.6%	-39.1%	-2.8%	-0.6%	-3.1%	-22.0%	-3.1%
Industrial Milk Company	IMC	12.55	12.60	8.33	0.6%	2.9%	14.9%	0.6%	-1.0%	0.3%	-4.5%	0.3%
Kernel	KER	49.30	80.00	45.51	3.7%	1.6%	-4.3%	3.7%	-0.6%	3.5%	-5.7%	3.5%
MHPC	MHPC	12.35	12.75	8.61	7.4%	9.8%	13.8%	7.4%	1.4%	7.1%	2.4%	7.1%
Milkiland	MLK	1.59	2.80	1.43	3.2%	-7.6%	-2.5%	3.2%	-1.3%	3.0%	-14.9%	3.0%
Ovostar Union	OVO	92.00	128.05	84.50	4.5%	-19.3%	-12.4%	4.5%	-0.6%	4.3%	-26.7%	4.3%
Banks												
Raiffeisen Bank Aval	BAVL	0.288	n/a	n/a	-1.8%	1.4%	2.3%	-1.8%	-2.1%	-6.0%	-9.9%	-2.1%

Source: Bloomberg
* companies listed abroad are in traded currency

MAIN FINANCIAL FORECASTS, USD mn

Name	Ticker	Net Sales			EBITDA			EBITDA margin			Net Profit			Net Profit margin		
		2016	2017E	2018E	2016	2017E	2018E	2016	2017E	2018E	2016	2017E	2018E	2016	2017E	2018E
Iron Ore Mining																
Ferrexpo	FXPO	986	1,282	1,346	375	495	520	38.0%	38.6%	38.6%	189	255	268	19.2%	19.9%	19.9%
Railcar Manufacturing																
Kryukiv Wagon	KVBZ	67	55	60	1	6	7	0.9%	11.0%	12.4%	-4	2	3	-5.9%	3.3%	4.2%
Specialized Machinery																
Turboatom	TATM	98	99	102	33	35	35	34.0%	35.2%	34.6%	27	28	28	28.0%	27.8%	27.5%
Motor Sich	MSICH	414	426	464	166	153	138	40.1%	35.8%	29.8%	77	110	93	18.6%	25.9%	20.0%
Oil & Gas																
Ukrnafta	UNAF	885	1,079	1,121	116	151	163	13.1%	14.0%	14.5%	-343	74	81	-38.7%	6.8%	7.3%
Regal Petroleum	RPT	25	27	32	10	15	19	40.4%	55.6%	59.4%	0	3	5	na	11.1%	15.6%
JKX Oil	JKX	80	82	88	29	18	29	36.3%	22.0%	33.0%	-20	-12	1	-25.0%	-14.6%	1.1%
Electric Utilities																
Centrenergo	CEEN	419	505	569	46	71	80	11.1%	14.1%	14.1%	15	53	58	3.6%	10.5%	10.2%
Donbasenergo	DOEN	157	147	116	7	8	8	4.4%	5.8%	6.5%	-2	1	1	-1.1%	1.0%	0.6%
Consumer																
MHP	MHPC	1,135	1,300	1,456	415	490	550	36.6%	37.7%	37.8%	59	300	327	5.2%	23.1%	22.5%
Kernel	KER	1,989	2,169	2,711	346	319	346	17.4%	14.7%	12.8%	225	176	238	11.3%	8.1%	8.8%
Astarta	AST	402	475	517	167	176	197	41.6%	37.0%	38.2%	90	104	112	22.4%	21.9%	21.7%
Avangardco	AVGR	191	115	127	1	5	15	0.4%	4.3%	11.8%	-57	-10	-5	-29.6%	-8.3%	-3.9%
Ovostar	OVO	84	80	87	40	15	20	47.7%	19.2%	23.4%	35	10	14	41.8%	12.5%	16.1%
Banks																
		Total Assets			Total Equity			Total Income			Net Profit			Return on Equity		
Raiffeisen Bank Aval	BAVL	2,113	2,080	2,050	381	347	342	192	228	236	150	188	236	39.4%	54.1%	69.2%

Source: Eavex Research

MAIN TRADING MULTIPLES

Name	Ticker	MCap USD mn	Free Float % USD mn	EV USD mn	P/E			EV/EBITDA			EV/Sales			
					2016	2017E	2018E	2016	2017E	2018E	2016	2017E	2018E	
Iron Ore Mining														
Ferrexpo	FXPO	2,362	24.0%	567	3,112	12.5	9.2	8.8	8.3	6.3	6.0	3.2	2.4	2.3
Railcar Manufacturing														
Krukiv Wagon	KVBZ	43	5.0%	2	38	neg	23.3	16.8	>30	6.2	5.1	0.6	0.7	0.6
Specialized Machinery														
Turboatom	TATM	195	5.8%	11	109	7.1	7.1	7.0	3.3	3.1	3.1	1.1	1.1	1.1
Motor Sich	MSICH	275	24.0%	66	237	3.6	2.5	3.0	1.4	1.6	1.7	0.6	0.6	0.5
Oil & Gas														
Ukrnafta	UNAF	271	3.0%	8	257	neg	3.7	3.3	2.2	1.7	1.6	0.3	0.2	0.2
Regal Petroleum	RPT	58	21.6%	12	38	n/a	19.2	11.5	3.8	2.5	2.0	1.5	1.4	1.2
JKX Oil & Gas	JKX	27	50.4%	14	136	neg	neg	27.3	4.7	7.5	4.7	1.7	1.7	1.5
Electric Utilities														
CentrEnergO	CEEN	168	21.7%	36	87	11.0	3.2	2.9	1.9	1.2	1.1	0.2	0.2	0.2
DonbasEnergO	DOEN	15	14.2%	2	30	neg	10.5	21.2	4.3	3.5	3.9	0.2	0.2	0.3
Consumer														
MHP	MHPC	1,305	34.1%	445	2,309	22.0	4.3	4.0	5.6	4.7	4.2	2.0	1.8	1.6
Kernel	KER	1,123	61.8%	693	1,619	5.0	6.4	4.7	4.7	5.1	4.7	0.8	0.7	0.6
Astarta	AST	390	37.0%	144	500	4.3	3.7	3.5	3.0	2.8	2.5	1.2	1.1	1.0
Avangardco	AVGR	22	22.5%	5	354	neg	neg	neg	>30	>30	23.6	1.8	3.1	2.8
Ovostar	OVO	158	25.0%	39	160	4.5	15.8	11.3	4.0	10.4	7.8	1.9	2.0	1.8
Banks														
							P/E			P/Book			P/Assets	
Raiffeisen Bank Aval	BAVL	630	1.8%	11		4.2	3.4	3.6	1.7	1.8	1.8	0.30	0.30	0.31

Source: Eavex Research

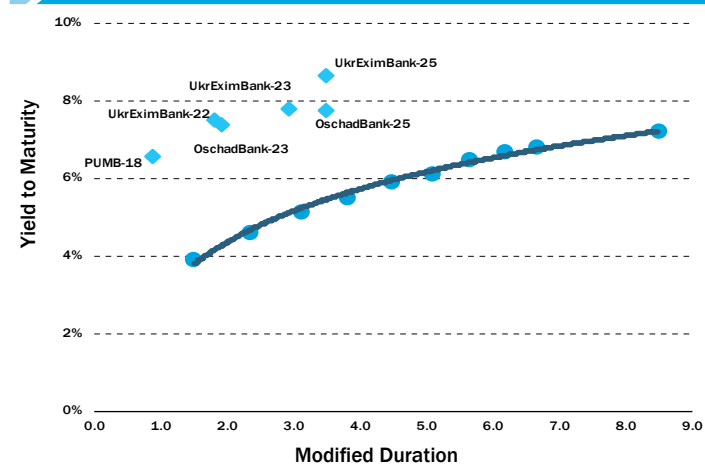
UKRAINIAN EUROBONDS

Issue	Price (Bid)	Price (Ask)	YTM (Bid)	YTM (Ask)	Price chg. (YTD)	Modified Duration	Coupon	Coupon Period	Maturity Date	Volume USD mn	Ratings ¹
Sovereign Eurobonds											
Ukraine, 2019	105.9	106.3	4.1%	3.8%	0.8%	1.5	7.75%	S/A	1 Sept 2019	1,744	Caa2/B-/B-
Ukraine, 2020	107.5	107.9	4.7%	4.5%	1.4%	2.3	7.75%	S/A	1 Sept 2020	1,780	Caa2/B-/B-
Ukraine, 2021	108.4	108.9	5.2%	5.1%	1.8%	3.1	7.75%	S/A	1 Sept 2021	1,409	Caa2/B-/B-
Ukraine, 2022	108.8	109.3	5.6%	5.5%	2.3%	3.8	7.75%	S/A	1 Sept 2022	1,384	Caa2/B-/B-
Ukraine, 2023	108.1	109.1	6.0%	5.8%	2.0%	4.5	7.75%	S/A	1 Sept 2023	1,355	Caa2/B-/B-
Ukraine, 2024	108.4	109.0	6.2%	6.1%	3.1%	5.1	7.75%	S/A	1 Sept 2024	1,339	Caa2/B-/B-
Ukraine, 2025	107.3	107.9	6.5%	6.4%	3.0%	5.6	7.75%	S/A	1 Sept 2025	1,329	Caa2/B-/B-
Ukraine, 2026	106.6	107.1	6.7%	6.7%	3.3%	6.2	7.75%	S/A	1 Sept 2026	1,318	Caa2/B-/B-
Ukraine, 2027	106.6	107.1	6.9%	6.8%	3.3%	6.7	7.75%	S/A	1 Sept 2027	1,307	Caa2/B-/B-
Ukraine, 2032	101.3	101.8	7.2%	7.2%	3.1%	8.5	7.375%	S/A	25 Sept 2032	3,000	//B-
Ukraine, GDP-linked (VRI)	59.0	59.5	n/a	n/a	7.5%	n/a	0.00%	S/A	31 May 2040	3,214	/B-/
Corporate Eurobonds											
Agrotan, 2019	18.3	23.1	196%	158%	-1.5%	0.7	6.00%	S/A	14 Jul 2019	18	//
Kernel, 2022	110.4	111.2	5.8%	5.6%	-0.2%	3.3	8.75%	S/A	31 Jan 2022	500	/B/B+
MHP, 2020	108.6	109.3	4.2%	3.8%	0.1%	2.0	8.25%	S/A	2 Apr 2020	750	/B-/B-
MHP, 2024	108.3	109.1	6.1%	6.0%	0.6%	5.0	7.75%	S/A	10 May 2024	500	//
Avangardco, 2018	21.3	26.2	375%	303%	-1.7%	0.3	10.00%	S/A	29 Oct 2018	206	//
UkrLandFarming, 2018	20.0	21.9	1870%	1670%	0.6%	0.0	10.88%	S/A	26 Mar 2018	500	/CC/
Mriya, 2016	5.5	7.5	n/a	n/a	n/a	n/a	10.95%	S/A	30 Mar 2016	72	IN DEFAULT
Mriya, 2018	5.5	7.5	n/a	n/a	n/a	n/a	9.45%	S/A	19 Apr 2018	400	IN DEFAULT
DTEK, 2024	107.0	107.8	9.5%	9.3%	0.0%	5.2	10.75%	S/A	31 Dec 2024	1,275	//
Metinvest, 2021	91.0	94.0	n/a	n/a	-0.5%	n/a	9.37%	S/A	31 Dec 2021	1,197	//B
Ferrexpo, 2019	104.4	105.2	6.6%	5.9%	-0.1%	0.7	10.375%	S/A	07 Apr 2019	186	Caa3/CCC/CC
Ferrexpo, 2019	104.4	105.3	6.6%	5.9%	-0.1%	0.7	10.375%	S/A	07 Apr 2019	161	Caa3/CCC/CC
UZ Rail, 2021	106.4	107.4	7.8%	7.5%	0.3%	1.8	9.88%	S/A	15 Sept 2021	500	/CCC+/CCC
Interepipe, 2017	26.1	30.4	n/a	n/a	2.7%	n/a	10.25%	S/A	2 Aug 2017	200	IN DEFAULT
JXX Oil&Gas, 2018	85.0	95.0	23.6%	17.1%	5.9%	1.6	8.00%	S/A	19 Feb 2018	16	//
Bank Eurobonds											
Fin&Credit Bank, 2019	0.7	1.5	n/a	n/a	-0.2%	n/a	9.25%	S/A	25 Jan 2019	100	IN DEFAULT
PUMB, 2018	103.2	105.1	7.6%	5.5%	-0.1%	0.9	11.00%	Q	31 Dec 2018	275	//
Nadra Bank, 2018	0.8	1.4	n/a	n/a	-0.5%	n/a	6.25%	A	31 Jul 2018	60	IN DEFAULT
PrivatBank, 2018-2	32.0	35.0	n/a	n/a	0.0%	1.5	10.25%	S/A	23 Jan 2018	200	IN DEFAULT
PrivatBank, 2021	13.0	18.0	n/a	n/a	0.0%	1.4	11.00%	S/A	09 Feb 2021	220	IN DEFAULT
PrivatBank, 2018	40.0	40.8	n/a	n/a	0.2%	0.1	10.88%	S/A	28 Feb 2018	175	IN DEFAULT
UkrEximBank, 2022	107.8	108.6	7.5%	7.3%	1.0%	1.9	9.625%	S/A	27 Apr 2022	750	Caa3//B-
UkrEximBank, 2023	99.8	102.0	8.9%	8.4%	0.5%	3.5	7.51%	S/A	9 Feb 2023	125	Caa3//CCC
UkrEximBank, 2025	110.1	110.9	7.8%	7.7%	1.9%	3.5	9.75%	S/A	22 Jan 2025	600	Caa3//B-
VAB Bank, 2019	n/a	n/a	n/a	n/a	n/a	n/a	9.00%	Q	14 Jun 2019	88	IN DEFAULT
Oschadbank, 2023	107.5	108.2	7.6%	7.4%	0.7%	1.8	8.25%	S/A	10 Mar 2023	700	Caa3//B-
Oschadbank, 2025	109.6	110.5	7.8%	7.7%	2.0%	2.9	8.88%	S/A	20 Mar 2025	500	Caa3//B-
Municipal Eurobonds											
City of Kyiv, 2015	80.5	84.9	n/a	n/a	-0.2%	n/a	8.00%	S/A	6 Nov 2015	101	IN DEFAULT

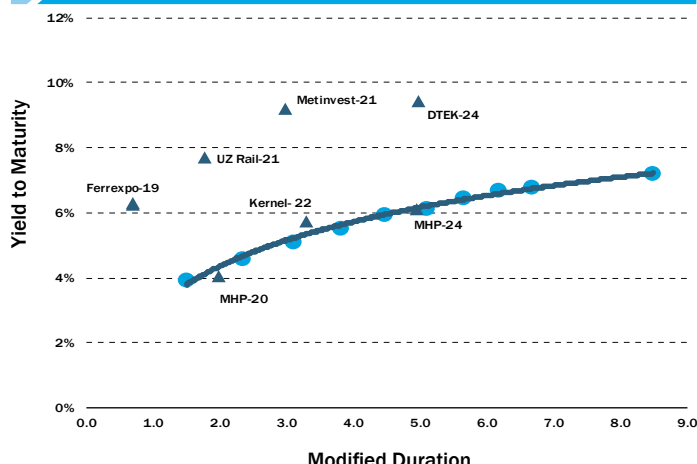
¹ Moody's/S&P/Fitch

Source: Bloomberg, Cbonds, Eavex Research

SOVEREIGNS vs. BANKING EUROBONDS



SOVEREIGNS vs. CORPORATE and MUNICIPAL EUROBONDS



UKRAINIAN DOMESTIC BONDS

Issue	Price (Bid)	Price (Ask)	YTM (Bid)	YTM (Ask)	Modified Duration	Coupon	Coupon Period	Maturity Date	Volume UAH mn
UAH denominated Bonds									
UA4000194591			15.90%	15.15%	n/a	16.62%	S/A	11 Jul .2018	1,454
VAT Bonds									
UA4000185151			16.55%	15.30%	1.9	9.50%	S/A	8 Jul 2019	3,577
UA4000185557			16.55%	15.30%	1.9	9.50%	S/A	22 Jul 2019	2,171
UA4000186159			16.55%	15.30%	1.9	9.50%	S/A	20 Aug 2019	955

Source: Bloomberg, Cbonds, Eavex Research

Eavex Capital

7 Klovisky uzviz, 16th Floor
Carnegie Center
Kyiv, 01021, Ukraine

Telephone: +38 044 590 5454
Facsimile: +38 044 590 5464
E-mail: office@eavex.com.ua
Web-page: www.eavex.com.ua

Yuriy Yakovenko
Chairman of the Board
yuriy.yakovenko@eavex.com.ua

SALES & TRADING

Pavel Korovitskiy
Managing Director
Equity and Fixed Income
p.korovitsky@eavex.com.ua

Alexander Klymchuk
Equity and Fixed Income
a.klymchuk@eavex.com.ua

Eugene Klymchuk
Fixed Income Sales and Trading
e.klymchuk@eavex.com.ua

Serhiy Scherbaniuk
Equity Trading
s.shcherbaniuk@eavex.com.ua

RESEARCH

Dmitry Churin
Head of Research
d.churin@eavex.com.ua

Will Ritter
Research editor
w.ritter@eavex.com.ua